


Silver Series

# TPC Pro-72HC

Product Range

## 575-600W

N-Type  
Monofacial



**600W**  
Maximum Power Output

**0~+5W**  
Positive Power Tolerance

**22.66%**  
Maximum Efficiency

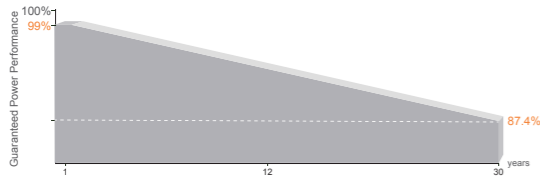
### Linear Performance Warranty

15 Year Product Warranty

30 Year Linear Power Warranty

<1% First year Power Degradation

<0.4% Year 2-30 Power Degradation



### Certifications

Quality Management System and Product Certification.

IEC61215(2021), IEC61730(2023), IEC61701

IEC61215-2 (bifaciality): 2021

ISO9001:2015: Quality Management System

ISO14001:2015: Environment Management System

ISO45001:2018: Occupational health and safety management systems



### MBB Half-Cut Solar Cell

182x91mm, 144 cells.

### Higher Module Conversion Efficiency

Higher module output up to 600W with module efficiency up to 22.66%.

### Low-Light Performance

Advanced glass and surface texturing allow for excellent performance in low-light environments.

### Light-Weight Design

Light-weight design using transparent backsheet for easy installation and low BOS cost.

### Higher Power Output

Module power increases 5-25% generally, bringing significantly lower LCOE and higher IRR.

## 182mm , 72-CELL HALF-CUT SERIES

### ELECTRICAL PERFORMANCE

Module Type: TPC Pro-72HC	575M / 580M / 585M / 590M / 595M / 600M
Maximum Power(Wp)	575W 580W 585W 590W 595W 600W
Open Circuit Voltage(Voc)	52.45V 52.60V 52.75V 52.90V 53.05V 53.20V
Short Circuit Current(Isc)	13.82A 13.89A 13.96A 14.03A 14.10A 14.17A
Maximum Power Voltage(Vm)	43.70V 43.85V 44.00V 44.15V 44.28V 44.42V
Maximum Power Current(Imp)	13.16A 13.23A 13.30A 13.37A 13.44A 13.51A
Module Efficiency	21.72% 21.90% 22.09% 22.28% 22.47% 22.66%
Maximum Series Fuse	25A
Watts Positive Tolerance	0~+5W
Number Of Diode	3
Standard Test Conditions	1000W/M <sup>2</sup> ,25°C,AM1.5
Maximum System Voltage	1500V/DC
Temperature-Coefficient Isc	+0.043%/°C
Temperature-Coefficient Voc	-0.24%/°C
Temperature-Coefficient Pmpp	-0.30%/°C
Operating Temperature	-40°C...+85°C
Normal Operating Cell Temperature	45±2°C
Load Capacity For The Cover Of The Module (Glass)	5400Pa(IEC61215)(snow)
Load Capacity For The Front & Back Of The Module	2400Pa(IEC61215)(wind)

### ELECTRICAL PERFORMANCE (NOCT)

Module Type: TPC Pro-72HC	575M / 580M / 585M / 590M / 595M / 600M
Maximum Power(Wp)	437W 441W 445W 449W 453W 457W
Open Circuit Voltage(Voc)	49.50V 49.70V 49.85V 50.00V 50.15V 50.30V
Short Circuit Current(Isc)	11.52A 11.59A 11.65A 11.71A 11.77A 11.83A
Maximum Power Voltage(Vm)	41.50V 41.65V 41.79V 41.93V 42.07V 42.20V
Maximum Power Current(Imp)	10.53A 10.59A 10.65A 10.71A 10.77A 10.83A

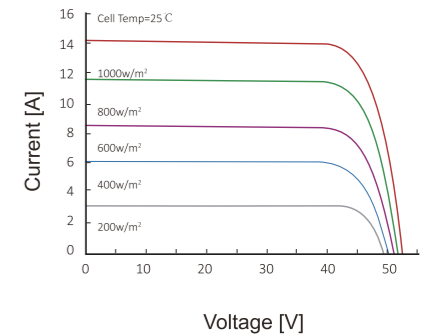
### MECHANICAL CHARACTERISTICS

Front Cover (Material / Thickness)	low-iron tempered glass / 3.2mm
Backsheet (Color)	TPT in white
Cell (Quantity / Material / Dimensions)	144(6x12x2) / monocrystalline silicon
Frame (Material / Color)	aluminum hollow-chamber frame on each side anodized aluminum alloy / silver
Junction Box (Protection Degree)	≥IP68
Cables & Plug Connectors	4mm <sup>2</sup> , 300mm in length,length can be customized
Module Dimensions (L / W / H)	2278x1134x30/35mm
Module Weight	26.5kg / 27kg
Application Class	Class A
Electrical Protection Class	Class II
Fire Safety Class	Class C

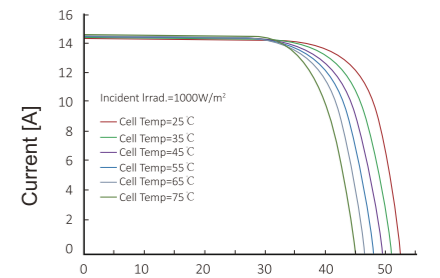
### PACKING

Container Size	Units/Pallet (PCS)	Weight/Pallet (KG)	Pallet Measurement (mm)	Units/Container (PCS)
40HQ	36 (30mm)	1000	2300x1120x1260	720
	31 (35mm)	900	2300x1120x1260	620

### CURRENT-VOLTAGE CURVES:



Module characteristics at constant module temperatures of 25°C and variable levels of irradiance



Module characteristics at variable module temperatures and constant module irradiance of 1.000 W/m<sup>2</sup>

### MODULE DIAGRAM:

